



### District Report Card: 2017


<b>State:</b> Maharashtra	<b>District:</b> Mumbai (suburban)
<b>Class:</b> 5	<b>Subject:</b> Language
<b>Schools:</b> 61	<b>Students:</b> 1349


### Participation/Coverage


#### Students

<b>GENDER</b> 	Boys		Girls	
	Number	%	Number	%
	647	47.96	702	52.04

<b>AREA</b> 	Rural		Urban	
	Number	%	Number	%
	0	0.00	1349	100.00

<b>CATEGORY</b> 	SC		ST		OBC		GEN	
	Number	%	Number	%	Number	%	Number	%
	145	10.75	9	0.67	101	7.49	1094	81.10

<b>CWSN</b> 	LD	VI	HI	S&LD	ID	Oth
	1	1	1	2	1	79

<b>Management</b> 	Government		Government-aided	
	Number	%	Number	%
	1349	100.00	0	0.00

### Average Performance of Students in Language (%)

Overall	Gender		Area		Management		Social Group			
	Male	Female	Rural	Urban	Govt.	Aided	SC	ST	OBC	GEN
50.85	48.71	52.83	0.00	50.85	50.85	0.00	51.13	74.07	53.93	50.34

### Performance on Learning Outcomes (LOs)

Learning Outcomes	Description	Average Performance(%)
L504	Reads and comprehends independently storybooks, news items/ headlines, advertisements etc.	47.52
L508	Reads text with comprehension, locates details and sequence of events	52.52

Range of Performance of Students who Answered Correctly							
Below 30%		30% - 50%		50% - 75%		Above 75%	
Number	%	Number	%	Number	%	Number	%
283	20.98	389	28.84	473	35.06	204	15.12

### Lowest Performing Learning Outcomes (LOs)

- 1 - Reads and comprehends independently storybooks, news items/ headlines, advertisements etc. (47.52)
- 2 - Reads text with comprehension, locates details and sequence of events (52.52)